

Mutina

Diarama

by Hella Jongerius



EN

General information
Laying and maintenance tips
Colors
Technical features
Packing

General information

collection	Diarama
design	Hella Jongerius, 2018
production	Industrial
material	Glazed homogeneous porcelain stoneware
thickness	9 mm
sizes	9,4-18,7 cm (3 ⁴⁵ / ₆₄ "-7 ²³ / ₆₄ "
specification	<ul style="list-style-type: none"> - 7 matt color base - 2 main color: Chalk and Iron - 4 color families: Ash, Sky, Maize, Blush all in light and dark version - 3 mix: Dusk (Chalk+Iron), Grey Chroma and Black Chroma (9 different colors on the same base) - Glazed stripes on a unglazed surface applied with high-thickness serigraphic printing technology - Color nuances deliberately shaded through the interaction between the base color and the glaze
patent	Registered design n° 006336608-0001/0037 – date of registration: 26/03/2019
category	UNI EN 14411 App G (BIA group) GL



9,4-18,7 cm
(3⁴⁵/₆₄"-7²³/₆₄"

Laying and maintenance tips

use	Floor, wall – indoor, outdoor.
installation	The material is deliberately shaded. Take the material of the same box and mix randomly.
recommended adhesive	Adhesive for porcelain stoneware.
recommended joints	2mm joints. Use wedges to fix the caliber differences in work size between tiles.
recommended fillers	Fine-grain cement-based grout / epoxy grout.
cleaning at the end of installation	<p>CEMENT-BASED GROUT: Buffered acid (e.g. DETERDEK PRO by FILA, or similar). Wet the floor with water, dilute the product 1:5 with water and pour it on the floor. Wait for 2 or 3 minutes then use a white scotch brite pad and rinse well with clean water.</p> <p>EPOXY GROUT: Alkaline detergent (e.g. FILA CR10 by FILA). FILA CR10: apply pure, wait for 30 minutes then use a green scotch brite pad.</p> <p>SILICONE: Solvent for silicone (e.g. FILA ZERO SIL.). Pour it straight onto the stain, wait for 20 minutes and remove the mark using scotch brite.</p> <p>PAINT: Can usually be removed using water, but if resin-based paints or particular enamels have been used, it is best to ask the manufacturer which solvent is most suitable.</p> <p>RUST: stain remover es. FILA NO RUST. Apply the product onto the stain, leave for 15 minutes, remove the residue and rinse thoroughly.</p>
general cleaning (installed tiles)	<p>You are recommended to use ordinary neutral detergent diluted in water. Avoid using acid or alkaline products, waxes and/or impregnants. During ordinary cleaning it is recommended to use extremely abrasive items (such as scourers and iron or steel sponges) as little as possible. This recommendation must be adhered to rigorously in the case of tiles with a glossy surface finishing as they are more susceptible to the risk of scuffs, scratches and loss of shine, etc. In the event of heavy dirt or particularly textured surfaces, use an alkaline detergent and rinse after washing. For large surfaces, the use of a floor washing machine is recommended. During every-day cleaning procedures, it is necessary to remember that certain types of dirt (dust, sand) increase the abrasive effect of foot-traffic. Therefore we recommend that you avoid bringing in this type of dirt, which comes in from the outside, by placing a door-mat at the entrance.</p>
calibers (real size)	9,4 cm x 18,7 cm with 1 mm tolerance

Colors


BLACK AND WHITE



Chalk




grout: calce 01



Iron



grout: nero 06



Dusk



grout: calce 01


MIX



Grey Chroma



grout: cenere 62



Black Chroma



grout: nero 06


COLORS



Ash Light



grout: Kerakoll Lissoni 6



Ash Dark




grout: cenere 62



Sky Light




grout: Kerakoll Lissoni 6



Sky Dark




grout: cenere 62



Maize Light



grout: Kerakoll Lissoni 6



Maize Dark




grout: cenere 62



Blush Light



grout: Kerakoll Lissoni 6

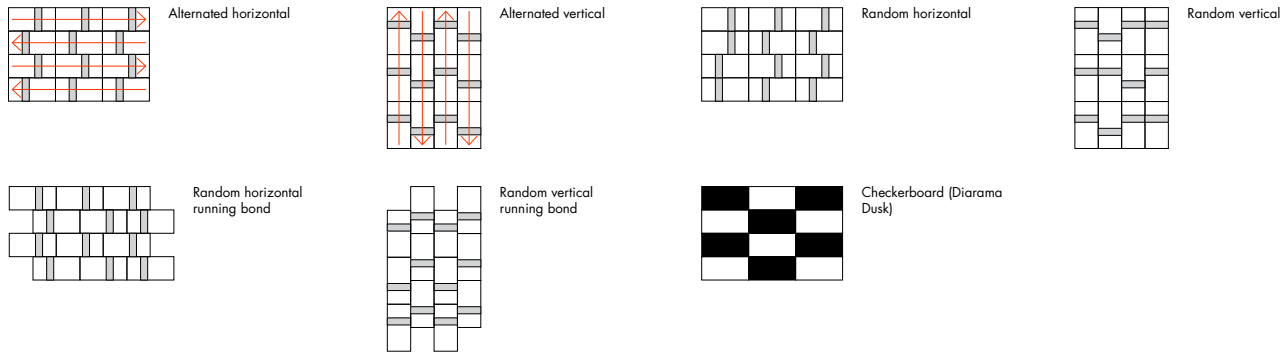


Blush Dark



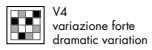
grout: cenere 62

installation ideas



Technical features

STANDARD	FEATURES	VALUE REQUIRED	DIARAMA
ISO 10545/3	water absorption	< 0,5%	in conformity with standard
ISO 10545/4	breaking strength	Sp> 7,5 min 1300	in conformity with standard
ISO 10545/9	resistance to thermal shock	no visible alteration	resistant
ASTM C484		no samples must show visible defects	unaffected
ISO 10545/12	frost resistance	no visible alteration	resistant
ISO 10545/13	resistance to chemical attacks	no visible alteration	resistant
ISO 10545/14	stains resistance	minimum 3	5
DIN 51130-04	slip resistance	-	-
DIN 51097		-	-
DCOF		-	-
Pendulum AS/NSZ 4586-13			-
LEED CERTIFICATION 4.1			24% pre-consumer recycled material
Robinson Test		-	
VOC Emission			
Declaration of Contents			
SDS			
BPD3			
HPD			



Packing

SIZE	PCS-SQM	PCS-BOX	SQM-BOX	BOX-PAL	KG-BOX	KG-PAL	SQM-PAL
all colors 9,4x18,7 cm	56,89	45	0,79	48	16,95	813,60	37,92
dusk, chalk, iron 9,4x18,7 cm	56,89	42	0,74	48	15,82	759,36	35,52